



**User manual**  
**Indoor throwing circle with competition toe board**  
**SP0319**



The colour of the inside (antiskid plywood) of the portable throwing circles may vary depending on presently available raw materials.




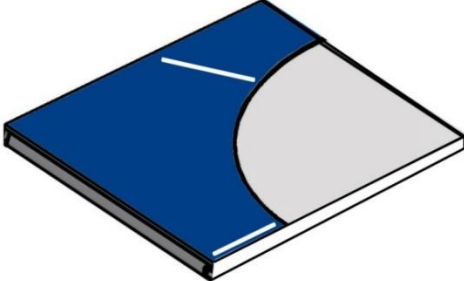
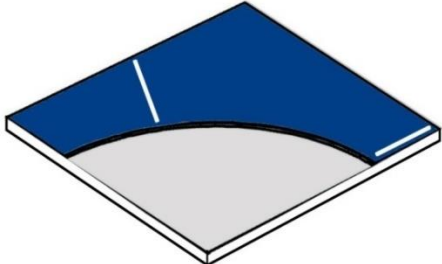

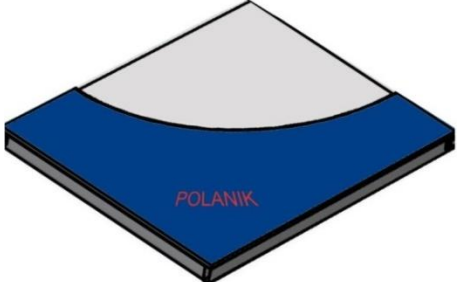
Special fastenings for  
Paralympic competitions



### I. General description and use

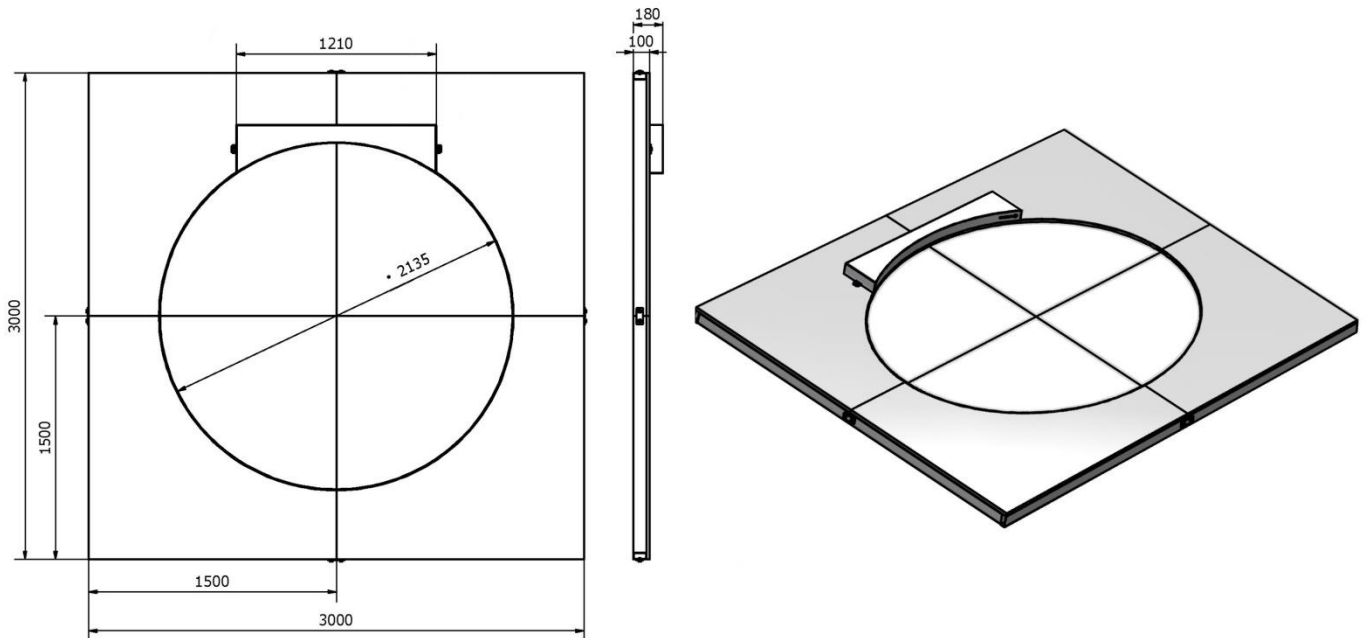
SP0319 is a throwing circle for shot put, equipped with a circle of 2135mm diameter and a certified competition toe board. The product is used for indoor shot put competitions and indoor training. It can be also used to conduct outdoor competitions provided that it is disassembled when shot put events end and stored indoors. The circle comes with special eyelet plates for fastening a throwing frame for disabled athletes.

SP0319 includes the following elements:

Part/set description	Q-ty pcs	Part/set sketch
Competition toe bar S-269	1	
Element 1	1	
Element 2	1	
Element 3	1	
Element 4	1	

## II. Technical specification

Code	SP0319
Type	indoor, competition
Construction	4 quadrants screwed together with 4 screws, each element equipped with handles
Supporting structure	galvanized steel
Circle inside	antiskid plywood 20 mm, its colour may vary depending on presently available raw materials
Top surface	antiskid plywood 20 mm painted with ecological paint
Circle	diameter 2135 mm
Board	competition S-269, certificated, fastened with 2 screws
Fastening for para athlete throwing frame	8 eyelet plates included, 16 mounting points on platform edges
Weight [kg]	268



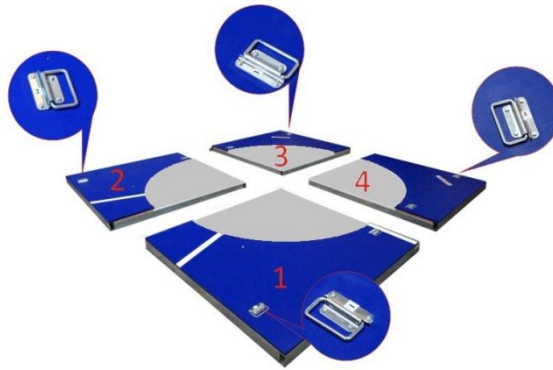
### III. Assembly

#### 1. Unpack the circle.


The circle is delivered on specially prepared pallet. Since the circle quadrants have got some jutting out elements, please make sure not to damage them while unloading.



#### 2. Put the circle segments on the even ground according to the numbers on the handles.



#### 3. Put together all the quadrants.



#### 4. Push each segment towards the middle of the circle, so they fit tight.







5. Install all the screws with hand first, then use wrench to tight them.



6. Fasten the toe board to the circle with two screws.




7. Please lengthen the side white lines with the white adhesive tape, according to Rule 187 of the IAAF Competition Rules 2012-2013 the side lines should be min. 75 cm long measuring from the inside of the circle.



#### IV. Operation and maintenance

The products is equipped with special eyelet plates to fasten a throwing frame for para athletes. The circle comes with the plates mounted on its edges. The plates are in transport positions, use the wrench (not included) to loose the screws and put them in upright positions. The plates can be also unscrewed and install in other points. There are 16 mounting points to choose from.




The throwing circle is for indoor use. It can be also used to conduct outdoor competitions provided that it is disassembled when shot put events end and stored indoors. The product should to be stored in a roofed and dry place.


## V. Packing and transport

The set is wrapped with foil and put vertically on one pallet.


The overall dimensions are:	
L length [mm]	1540
B width [mm]	800
H height [mm]	1620
Gross weight [kg]	318



## VI. Product images







SP0319 © 2019 Polanik

The producer reserves the right to introduce without warning changes in product constructions and colours.

## VII. Certificates

International Association of Athletics Federations



# Product Certificate

*The IAAF is pleased to certify hereby  
that the following product:*

**Product's Trade Name:**  
Fixed equipment, Stop board, Shot Put, Competition

**Description, Colour / Absolute Thickness:**  
Steel-wooden, White

**Company Name, Country:**  
Polanik Sp. z o. o. - Sp. K., POL

**Catalogue Number:**  
S-269

**IAAF Certification Number:**  
E-06-0451

meets the dimensional requirements for use in all international athletics competitions.

It is for the purchaser to determine the item's fitness for the purpose based on his knowledge of the local conditions and use.

**Valid from:** 1 October 2018

**Until the last day of:** October 2022

This certificate is issued in accordance with the terms and conditions of the IAAF Certification System of track and field facilities, implements and competition equipment.



**JORGE SALCEDO**  
IAAF Technical Committee Chairman





International Association of Athletics Federations



## Product Certificate

*The IAAF is pleased to certify hereby  
that the following product:*

**Product's Trade Name:**

Fixed equipment, Throwing circle, Shot Put, Indoor

**Description, Colour / Absolute Thickness:**

Galvanised steel support, painted plywood surface, White/blue

**Company Name, Country:**

Polanik Sp. z o. o. - Sp. K., POL

**Catalogue Number:**

SP0319

**IAAF Certification Number:**

E-13-0729

meets the dimensional requirements for use in all international athletics competitions.

It is for the purchaser to determine the item's fitness for the purpose based on his knowledge of the local conditions and use.

**Valid from:**

1 June 2017

**Until the last day of:**

June 2021

This certificate is issued in accordance with the terms and conditions of the IAAF Certification System of track and field facilities, implements and competition equipment.



SEBASTIAN COE  
IAAF President



JORGE SALCEDO  
IAAF Technical Committee Chairman

